

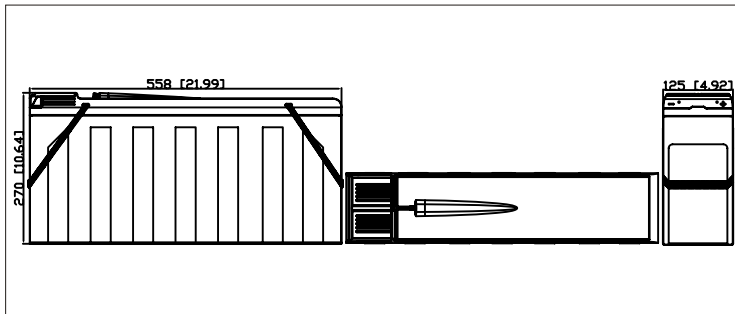
Model: 12NDF155

ACME F SERIES

General Features

The products are used as standby power for communication, power, military and broadcast and television system. They possess precise ABS glue seal technology between container and lid and patented post seal structure. The design float life is 12 years at 20°C(68°F).

Dimension



Parameter

Nominal Voltage	12V
Rated Capacity	155Ah (10hour rate) to 1.80V/cell @25°C(77°F)
Weight	52.5kg
Internal Resistance	About 4.27mohm
Operating Temperature Range	Discharge : -40°C~50°C(-40°F~122°F)
	Charge : -20°C~50°C(-4°F~122°F)
	Storage : -20°C~40°C(-4°F~104°F)
Recommended temperature	15°C~25°C(59°F~77°F)
Float Voltage	2.25V/cell@25°C(77°F)
Recommended Maximum Charging Current Limit	38.75A
Equalize and Cycle Service	2.35V~2.40V@25°C(77°F)
Self Discharge	The residual capacity is above 87% after 90 days storage(25°C/77°F)
Terminal	M6
Container Material	ABS

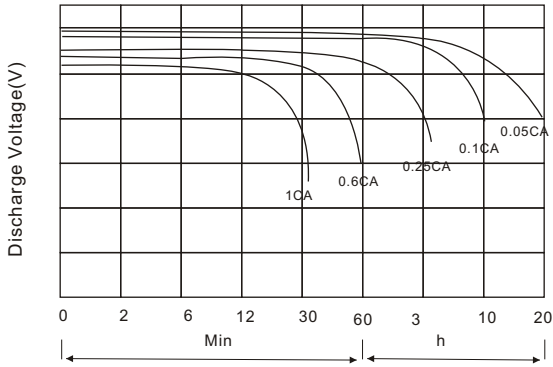
Constant Current Discharge Characteristics Unit: A (25°C, 77°F)

End voltage per cell	5MIN	15MIN	30MIN	45MIN	1HR	2HR	3HR	4HR	5HR	6HR	8HR	10HR	12HR	20HR	24HR
1.60V	507	273	165	120	96.8	55.5	40.2	33.3	29.1	25.1	19.5	16.1	13.7	8.48	7.09
1.67V	476	263	162	119	96.2	55.2	39.5	33.2	28.9	25.0	19.3	15.8	13.5	8.41	7.02
1.70V	472	258	160	118	95.5	54.8	39.3	33.0	29.5	25.0	19.3	15.9	13.4	8.39	7.02
1.75V	433	250	159	117	94.1	53.4	38.8	32.6	29.0	24.8	19.1	15.8	13.4	8.37	7.02
1.80V	389	233	152	112	91.6	52.9	38.6	32.5	28.2	24.3	19.0	15.6	13.3	8.29	7.00
1.83V	371	214	149	109	87.6	52.2	37.3	31.0	27.3	23.5	18.5	15.0	12.6	8.27	6.89
1.85V	347	207	138	104	84.9	50.3	36.3	30.6	26.7	23.0	17.9	14.9	12.7	8.11	6.83

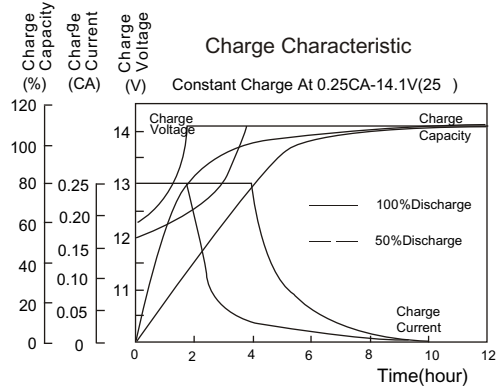
Discharge Data with Constant Power Unit: W (25°C, 77°F)

End voltage per cell	5MIN	15MIN	30MIN	45MIN	1HR	2HR	3HR	4HR	5HR	6HR	8HR	10HR	12HR	20HR	24HR
1.60V	848	479	299	225	182	105	76.5	64.0	55.8	48.3	37.9	31.1	26.4	16.8	14.1
1.67V	816	470	296	223	181	104	75.5	63.9	55.7	48.3	37.5	30.9	26.2	16.7	14.1
1.70V	811	465	296	223	180	104	75.5	63.6	56.9	48.3	37.5	30.7	26.0	16.7	14.0
1.75V	757	461	295	222	178	104	74.7	63.6	56.3	48.2	37.1	30.6	26.0	16.7	14.0
1.80V	695	436	288	217	177	103	74.5	63.4	55.0	47.7	37.0	30.5	25.9	16.7	14.0
1.83V	663	400	284	211	170	102	72.8	61.1	53.8	46.3	36.7	29.7	25.1	16.6	13.9
1.85V	621	390	264	202	165	98.6	70.8	60.3	52.5	45.4	35.5	29.5	25.2	16.3	13.8

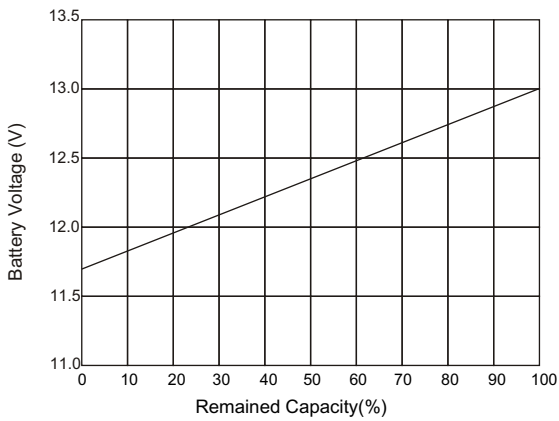
Terminal Voltage(V) and Discharge Time (25°C, 77°F)



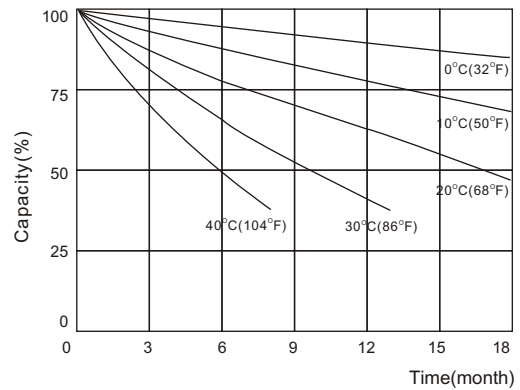
Battery Voltage and Charge Time



Relationship of OCV and state of charge



Capacity Retention Characteristic



Charging Procedures

Application	Charge Voltage (V/Cell)			Max. Charge Current
	Temperature	Set Point	Allowable Range	
Cycle	25°C	2.40	2.35~2.45	0.25C
Standby	25°C	2.25	2.23~2.27	

Discharge Current VS. Discharge Voltage

Final Discharge Voltage V/Cell	1.75	1.70	1.55	1.30
Discharge Current (A)	0.2C>(A)	0.2C<(A)<0.5C	0.5C<(A)<1.0C	(A)>1.0C

NARADA POWER SOURCE CO.,LTD.

No.459 Wensan Road, Hangzhou, Zhejiang, P.R.China
Tel:+86-571-28827013 Fax:+86-571-85126942
Website:www.naradabattery.com E-mail:intl@narada.biz

